

SPECIFICATION DATA SHEET

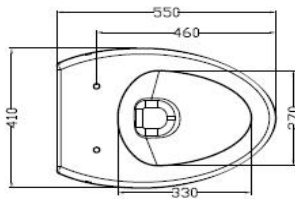
PRODUCT DETAILS

| | | | |
|--------------------|--|--------------|------------------------------------|
| Manufacturer : | Artize | Type: | Wall hung WC (water closet) |
| Range | Kavalier | Flush valves | Regular, Dual & I Flush advantages |
| Colour: | White | Material: | Ceramic - Vitreous China |
| Outlet | Vertical | BOM doc.NO. | ASW/03/2018/25 |
| Technical Details: | Internal diameter of inlet hole $\varnothing 58 +2 -1$ mm External diameter of outlet hole $\varnothing 100 +5 -2$ mm | | |

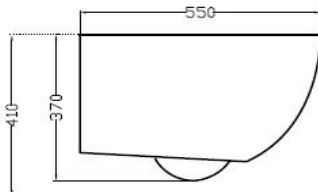
ARTICLE NAME: WALL HUNG WC



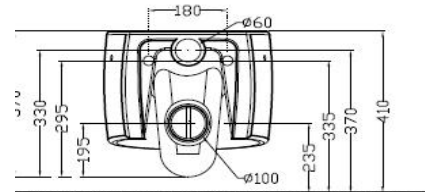
TECHNICAL DIMENSIONS



TDP VIEW



BACK VIEW



SIDE VIEW

ALL DIMENSIONS ARE IN MM.
(TOLERANCE ± 5 MM)

PRODUCT DIMENSIONS

| Length (mm) | Width (mm) | Height (mm) | Net weight (kg) |
|-------------|------------|-------------|-----------------|
| 410 | 550 | 370 | 18.0 |

USP

Open Rim WC

ACCESSORIES PROVIDED

| | |
|--------------------------|---------------|
| UF soft close seat cover | KAS-WHT-49101 |
| Fixing kit | LES-WHT-1206 |

ACCESSORIES RECOMMENDED

| | |
|----------------------------|-----------------------------|
| Rag bolt | ZPS-SNS-RB07 |
| Concealed cistern model no | JCS-WHT-2400S,2400FS,2400WS |



CARE AND CLEANING GUIDELINES

- ★ Vitreous china sanitary ware products are fragile in nature and need to be handled with care (to avoid personal injury) at all times during its storage, handling, installation and use thereafter.
- ★ The product is heavy and it is recommended that two persons hold it while it is being fixed.
- ★ Carefully inspect the new product for damage before installation.
- ★ Risk of product damage. Over tightening may cause breakage or chipping of vitreous china.
- ★ Risk of external leakage. Do not lift or rock the bowl after placement.
- ★ Always test your cleaning solution on an inconspicuous area on the product before applying it to the entire surface.
- ★ Do not allow cleaners to sit or soak on the product.
- ★ Use a soft, dampened sponge or cloth to clean. Never use abrasive material like a bristle brush or scouring pad.
- ★ Wipe surfaces clean and rinse completely with water immediately after applying cleaners.
- ★ Clean Chrome, stainless steel surfaces once a week. Do not use cleaners containing chloride on chrome, stainless steel. If used, rinse the surface immediately to prevent corrosion.
- ★ Wherever chrome plating is used on the products, use only warm water to clean and then dry with a soft cloth.

CERTIFICATION

Compliance : EN 997 :2012+A1:2015



PACKAGING DETAIL

| Length (mm) | Width (mm) | Height (mm) | Gross Weight(kg) |
|-------------|------------|-------------|------------------|
| 420 | 510 | 380 | 21.5 |

LOADING PALLET DETAIL

| Length (mm) | Width (mm) | Height (mm) | No of pieces on pallet |
|-------------|------------|-------------|------------------------|
| 1140 | 1140 | 2285 | 16 |



| | | | |
|---------------------------------|----------------------------------|--------------------------------|----------------------------------|
| Prepared By Designer Date | Controlled By Quality control | Verified By Product Manager | Approved By Sanitaryware Head |
| Revision/Version | 1 | Plotter Updated on | Month |
| | | 22-Aug | Year |
| | | | 2019 |