

**SPECIFICATION DATA SHEET**

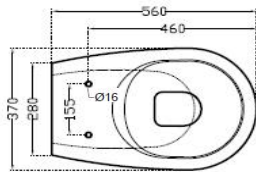
**PRODUCT DETAILS**

<b>Manufacturer :</b>	Artize	<b>Type:</b>	Wall hung WC (water closet)
<b>Range</b>	Signac	<b>Flush valves</b>	Regular, Dual & I Flush advantages
<b>Colour:</b>	White	<b>Material:</b>	Ceramic - Vitreous China
<b>Outlet</b>	Vertical	<b>BOM doc.NO.</b>	ASW/03/2018/01
<b>Technical Details:</b>	Internal diameter of inlet hole $\varnothing 55 +2 -1$ mm External diameter of outlet hole $\varnothing 100 +5 -2$ mm		

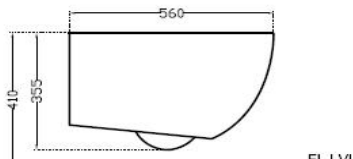
**ARTICLE NAME: WALL HUNG WC**



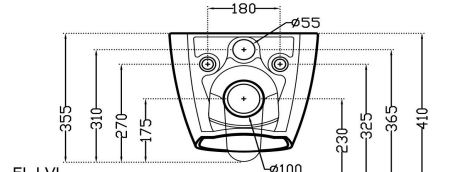
**TECHNICAL DIMENSIONS**



TOP VIEW



SIDE VIEW



BACK VIEW

ALL DIMENSIONS ARE IN MM.  
(TOLERANCE  $\pm 5$  MM)

PRODUCT DIMENSIONS				USP
Length (mm)	Width (mm)	Height (mm)	Net weight (kg)	Rimless with Quick Release slim seat cover, 4 ltr flushing
370	560	355	21.2	

**ACCESSORIES PROVIDED**

UF soft close slim seat cover	SGS-WHT-41103UF
Fixing kit	LES-WHT-1206

**ACCESSORIES RECOMMENDED**

Rag bolt	ZPS-SNS-RB07
Concealed cistern model no	JCS-WHT-2400S,2400FS,2400WS



**CARE AND CLEANING GUIDELINES**

- ★ Vitreous china sanitary ware products are fragile in nature and need to be handled with care (to avoid personal injury) at all times during its storage, handling, installation and use thereafter.
- ★ The product is heavy and it is recommended that two persons hold it while it is being fixed.
- ★ Carefully inspect the new product for damage before installation.
- ★ Risk of product damage. Over tightening may cause breakage or chipping of vitreous china.
- ★ Risk of external leakage. Do not lift or rock the bowl after placement.
- ★ Always test your cleaning solution on an inconspicuous area on the product before applying it to the entire surface.
- ★ Do not allow cleaners to sit or soak on the product.
- ★ Use a soft, dampened sponge or cloth to clean. Never use abrasive material like a bristle brush or scouring pad.
- ★ Wipe surfaces clean and rinse completely with water immediately after applying cleaners.
- ★ Clean Chrome, stainless steel surfaces once a week. Do not use cleaners containing chloride on chrome, stainless steel. If used, rinse the surface immediately to prevent corrosion.
- ★ Wherever chrome plating is used on the products, use only warm water to clean and then dry with a soft cloth.

**CERTIFICATION**

Compliance : EN 997 :2012+A1:2015



PACKAGING DETAIL				LOADING PALLET DETAIL			
Length (mm)	Width (mm)	Height (mm)	Gross Weight(kg)	Length (mm)	Width (mm)	Height (mm)	No of pieces on pallet
490	580	460	26.7	1140	1140	2285	16



Prepared By Designer Date	Controlled By Quality control	Verified By Product Manager	Approved By Sanitaryware Head
Revision/Version	1	Plotter Updated on	Month
		22-Aug	Year
			2019